

Horizon

BQ-P60

Table-top Perfect Binder

Superior binding strength and compact desktop design make this the ultimate office binder



Features

- **Easy operation** : The display indicator lamps on the operating panel guide you through the simple operating steps
- **High productivity** : 180 cycles/hour
- **Professional binding quality** : A cover is glued to the book spine and then clamped to create an attractive finished appearance
- **Flexible binding styles** : Choose from three different binding styles -- Cover Binding, Tape Binding, Pad Binding
- **Comfortable operation** : An integrated smoke extractor and filter system is a standard feature to clean the air and remove any glue odors from office environments
- **Eco-friendly** : Low-temperature glue and, eco-mode, reduces power consumption

High quality binding gives you a lead in making materials, such as for presentations.

■ Clamper Section ■

The book block is firmly clamped, to produce a professional quality book up to 25 mm thick.

■ Nipping Section ■

Nipping strength is adjusted automatically according to the binding style resulting in document quality not found in other tabletop binders.



■ Cover Insertion Section ■

Users original cover can be used. Tape binding is also available. Tape widths of 30 mm to 40 mm can be used.


■ Glue Application Section ■

Amount of glue can be adjusted by dial, depending on the thickness of the book. Smoke extractor removes glue odors from the office for comfortable operation.



■ Operation Panel Section ■

To start, simply choose the desired binding style, insert the book block, and follow the procedures indicated by the LED lamps. The machine goes to Eco-mode automatically after certain period if the machine is not used.



Easy Operation

Professional documents are finished fast With simple push-button operation.



1 Choose the binding style and insert the book block.



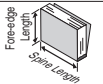
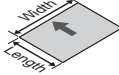
2 Press the start button.




3 Insert a cover, then press the start button.



4 The book is finished!

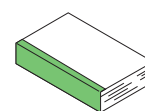
BQ-P60 Major Specifications	
Binding Type	Cover Binding, Tape Binding, Pad Binding
Book Block Size	 Spine Length x Fore-edge Length Max. 315 x 210 mm / 12.4" x 8.2" Min. 210 x 148 mm / 8.3" x 5.9"
Book Block Thickness	Max. 25mm / 0.9"
Cover Size	 Length x Width Max. 315 x 445 mm / 12.4" x 17.5" Min. 210 x 297 mm / 8.3" x 11.7"
Cover Weight Range	82 to 210 gsm / 22 to 60 lb
Glue Temperature	130 to 150 °C (266 to 302 degrees Fahrenheit)
Cycle Speed	180 cycles per hour
Voltage/Frequency	Single Phase 115 V, 50 / 60 Hz Single Phase 220 to 240 V, 50 / 60 Hz
Rated Current	Single Phase 115 V, 50 / 60 Hz, 10 A Single Phase 220 to 240 V, 50 / 60 Hz, 5 A
Machine Dimensions	W600 x D615 x H270 mm / 23.7" x 24.3" x 10.7"
Machine Weight	48 kg / 105.9 lb

■ Three Different Binding Styles are Supported



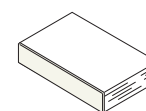
Cover binding

A cover and a book block are bound with hot-melt glue.



Tape binding

Simple book bound with cloth tape.



Pad binding


Simple binding used for making memo-pads.

Consumables

Hotmelt glue – HM-302

Color cover

- A4 / B5 size with / without die cut window each 5 colors
 - A4 size suitable sheets for laser printer 2 colors
 - Clear cover A4 / B5 each 3 colors
 - Glue-backed cloth tape 6 colors *
- * Width 30 mm (1.18") : Black
 Width 40 mm (1.57") : Dark Blue, Orange, Sky Blue, White, Red, Black



*The machine design and specifications are subject to change without any notice.