

TRIUMPH® 5260 with VRCUTⁱ

Programmable cutter with automatic clamp, power back gauge, digital touchpad, and IR safety light beams on front table.

Specifications

Cutting width, inches	20 3/8
Cutting height, inches	3
Narrow cut, inches	1 3/8
Length behind blade, inches	20 3/8
Electrical requirements	115 V, 60 Hz ¹
Motor output, horsepower	2
Dimensions (D x W x H), inches	44 x 33 7/8 ² x 51
Shipping weight, pounds	657 ³

¹ 20 amp dedicated line required

² width with side tables is 56 1/2 inches

³ shipping weight with side tables is 677 pounds



NOW FEATURING
VRCUTⁱ
CUT WITH CONFIDENCE

VRCut is a groundbreaking software solution designed to automate the cutting workflow by promoting an efficient and error-free cutting process from start to finish. VRCut intelligently bridges the gap between pre-press and the finishing process, allowing operators of any experience level the ability to cut with confidence on select Triumph cutters.

LYTROD
SOFTWARE

Comprehensive SCS safety package: patented EASY CUT electronic blade activation bars for true two-hand operation; IR light beam safety curtain on front table; safety cover on rear table; main switch and safety lock with key; 24 volt controls (low voltage); patented IDEAL safety drive; automatic blade and clamp return from every position; disc brake for instant blade stop; blade changing device covers cutting edge of blade; blade depth adjustment from outside of machine; blade and cutting stick can be changed without removing covers.

Ergonomic, 37 inch working height. Electric blade and clamp drive. Electric back gauge drive with touchpad for easy programming. Digital measurement display (cm or inches) with multilingual operator guidance, accurate to 1/10 mm or 1/100 inch. Stores 99 programs with up to 99 steps in each (up to 15 repeat cuts can be integrated as a single step). Pre-programmed for standard paper sizes. Memory key for repeat cuts. Automatic SET function for reference measurement and EJECT function for pushing out paper. Self-diagnostic system with error indication on display. Electronic hand wheel with variable speed control for manual back gauge setting. Bright, LED optical cutting line. 3-step, LED front table illumination. Adjustable, spindle guided back gauge with narrow separations and plastic gliders. Dual side guides on front and rear tables. High quality, German steel blade. Solid steel blade carrier and adjustable blade guides. All-metal construction. Includes stand with storage shelf, easy-access tool holder, and paper blocking tool. Optional side tables increase work surface.

MBM
CORPORATION

**IDEAL.MBM**
CORPORATION

WWW.MBMCORP.COM
TEL: 800-223-2508

WWW.IDEAL-MBM.COM
TEL: 800-387-2528

All technical data is approximate and subject to change. © MBM Corporation, 5/2018.



HOW IT WORKS:

The operator selects the current job from a drop-down list, or scans the document barcode that has been placed on the PDF by VRCut Impose.

The cut sequence instructions display on the right side of the screen with the current step highlighted. Visual cues found on the top left side of the screen assist the operator in error-free cutting. A graphic representation of the job is shown in the center of the screen, displaying the current paper orientation in relation to the cutter's back gauge and LED cut line.

Once the operator performs a cut, the software automatically advances to the next step and moves the cutter back gauge. The software then visually and/or audibly prompts the operator to discard the scrap paper, to rotate the job for the next cut, and/or to place cut portions on the workbench or palette.

Operators have the option to retrace the cutting steps at any time. VRCut will keep the cutter back gauge in sync with the operator cutting instructions.

Bundled with select Triumph cutters

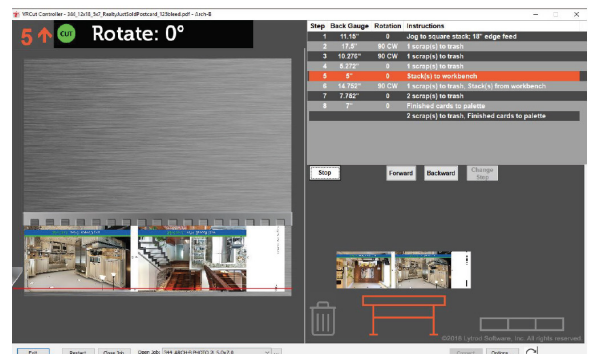
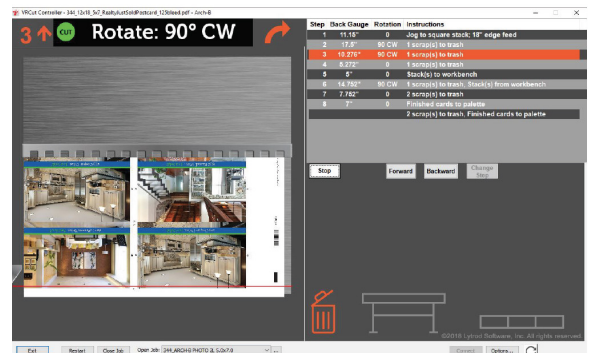
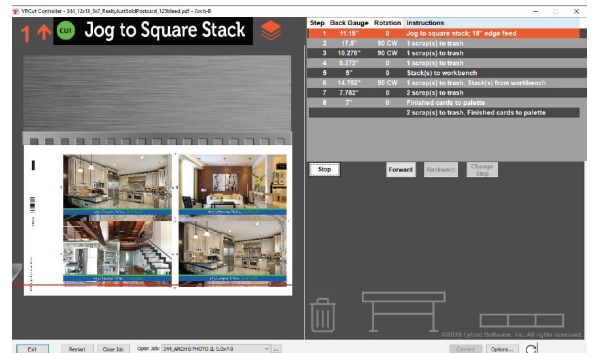


3134 Industry Drive
North Charleston, SC 29418
800-223-2508
www.mbmcorp.com



2573 Clay Bank Road Suite 4
Fairfield, CA 94533
SALES 1/800-4LYTROD (459-8763)
www.lytrod.com

VRCut Controller Screens



Annual Licensing

1st year bundled with select Triumph cutters

Internet Access

Activation, licensing, and updates require internet access.

Hardware:

Operating System: Windows 7, Windows 10
Minimum Screen Resolution: 1440x900
Cutter Connectivity: USB Port 2.0 or higher
Optional: Barcode reader

TRIUMPH® 5260 with VRCUⁱ

Features



IR SAFETY CURTAIN

IR light beam safety curtain covers work area to ensure the highest level of operator safety.



ELECTRONIC HAND WHEEL

The electronic hand wheel, with infinitely variable speed control, is used for manual back gauge positioning.



EASY CUT BLADE ACTIVATION BARS

Patented EASY CUT blade activation bars ensure true, two-handed operation and allow blade and clamp to be activated independently.



EASY-TO-USE TOUCHPAD

The programmable control module is equipped with a multilingual touchpad for easy operation. 99 programs with 99 steps in each can be stored in memory.



TOOL HOLDER

Convenient, drop-in tool holder is located on the rear of the machine and keeps all tools necessary for routine maintenance (including blade changes) within reach.



SAFE BLADE CHANGES

Blade changes can be made without removing machine covers. Handy blade changing device covers the cutting edge of blade.



MBM
CORPORATION


IDEAL.MBM
CORPORATION

WWW.MBMCORP.COM
TEL: 800-223-2508

WWW.IDEAL-MBM.COM
TEL: 800-387-2528

All technical data is approximate and subject to change. © MBM Corporation, 5/2018.